Technical Sheet

ET

Estribo a 45° (direito e esquerdo)

Estes estribos agrupam uma montagem a 45° à direita e à esquerda num produto único. São utilizados, principalmente, nas carpintarias industriais.



Features

Matéria

- Aço galvanizado S250GD + Z275 em conformidade com a norma NF EN 10346
- Espessura 1.5 mm

Vantagens

- Pode utilizar-se em ângulo de 45° à esquerda ou à direita,
- Fixação em madeira ou betão...

Applications

Suporte

- **Elemento de suporte** : madeira maciça, aglomerado de madeira, laminada colada, betão, aço
- **Elemento suportado** : madeira maciça

Áreas de utilização

- Fixação de asna pequena

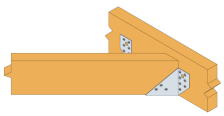



Skew 45° Left or Right

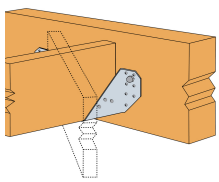

ET248

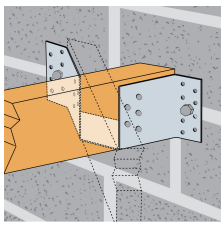

ET260 - Masonry Installation

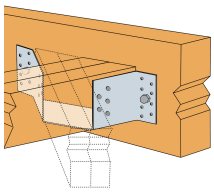

ET301 - Timber Installation

Technical Sheet

ET
Estribo a 45° (direito e esquerdo)

Dados técnicos

Dimensões e valores caraterísticos

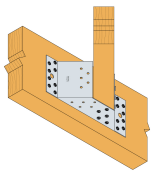

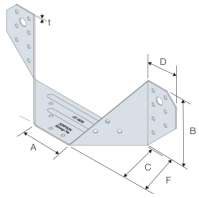

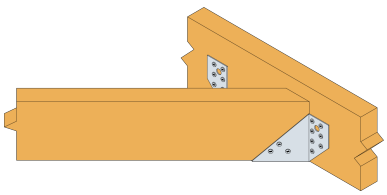

Referência	Dimensões do conector													
	Outro		Secções de madeira[mm]			Dimensões e valores caraterísticos[mm]						Furos portador		Furos suportado
	Qtd. por caixa	Peso[kg]	Larguras[mm]	Altura		A[mm]	B[mm]	C[mm]	D[mm]	F[mm]	t[mm]	Redondo		Redondo
				Larguras[mm]	Máx. [mm]							Ø5[mm]	Ø11[mm]	Ø5[mm]
ET248	30	0.27	38	97	145	59	92	65	189	46	1.5	14	2	6
ET260	30	0.33	47	97	145	67	95	55	177	35	1.5	16	2	10
ET301	30	0.34	2x38	97	145	108	95	55	218	35	1.5	16	2	16

Valores caraterísticos Descendente (em kN) – Madeira C24 – Pregos CNA4.0x60

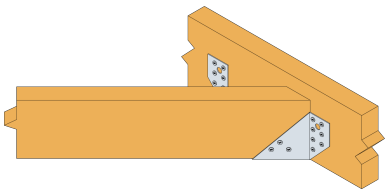

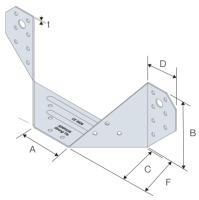

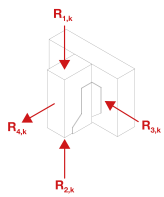

Referência	Capacidade do suporte		
	Valores característicos - Madeira sobre madeira - pregagem total		
	Fixacões		Valores característicos - Madeira classe C24[kN]
	Portador	Suportado	$R_{1,k}$
	Qdad	Qdad	CNA4.0x35
ET248	14.0	6	8.7
ET260	16.0	10	10.5
ET301	16.0	16	11.2

Use a LS30 Skewable Angle for extra stability if the joist height exceeds 195mm

Technical Sheet

ET
Estribo a 45° (direito e esquerdo)

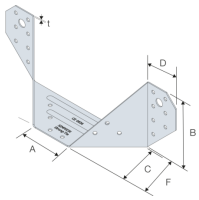

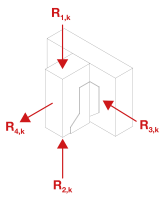

Desempenho de produto - madeira sobre betão

Referência	Capacidade do suporte					
	Valores característicos - Madeira sobre betão ou aço					
	Fixacões				Valores característicos - Madeira classe C24[kN]	
	Portador		Suportado		$R_{1,k}$	$R_{2,k}$
	Qdad	Tipo	Qdad	Tipo	CNA4.0x35	CNA4.0x35
ET248	2.0	Ø10	6.0	CNA**	8.7	1.9
ET260	2.0	Ø10	10.0	CNA**	10.5	-
ET301	2.0	Ø10	16.0	CNA**	11.2	-

Use a LS30 Skewable Angle for extra stability if the joist height exceeds 195mm
* Refer to the Simpson Strong-Tie anchor product range for suitable anchors. Typical anchor solutions are BOAXII, SET-XP, WA, AT-HP, depending on the concrete type, spacing and edge distances. The values in this table are given for an installation in the middle of a concrete slab. In other installation condition (close to the edge,...), the designer must check the anchor separately (Our free software Anchor Designer is available for download on our website).
** Refer to Characteristic Capacity table columns for type of fasteners that can be used in Flange A. Capacities vary depending on fastener type used.

Product characteristic capacities - Timber beam to timber beam - with SSH screws

Referência	Capacidade do suporte			
	Product capacities - Timber to timber - with SSH screws			
	Fixacões		Valores característicos - Madeira classe C24[kN]	
	Suportado	Portador	$R_{1,k}$	$R_{2,k}$
	Qdad	Qdad		
ET260	-	-	-	-

Execução

Fixações

Elemento de suporte :

- Pregos canelados CNA Ø4,0 x 35 mm

Elemento suportado :
Madeira :

- Pregos canelados CNA Ø4,0 x 35 mm
- SSH10.0x40 mm

***Aço*:**

- Parafusos Ø10 mm

***Betão*:**

- Cavilha mecânica : WA M10-78/5,
- Ancoragem química : LMAS M10-110 + resina AT-HP

Instalação

Utilizar todas as fixações específicas para a instalação indicada. Os elementos realizados com 2 folhas devem ser montados entre si de modo a se comportarem como um único elemento.

Technical Sheet

ET
Estribo a 45° (direito e esquerdo)

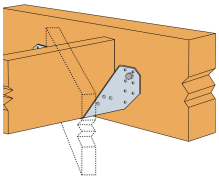

ET248

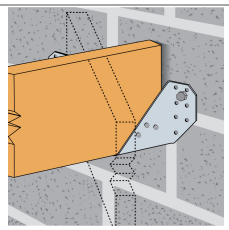

ET248

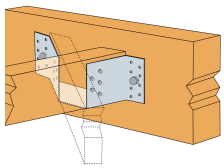

ET260 - Timber Installation

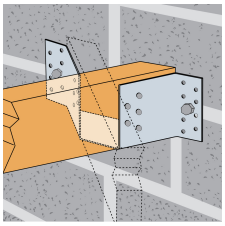

ET260 - Masonry Installation

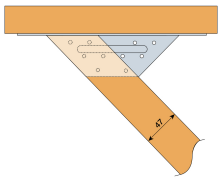

ET260 - Plan View

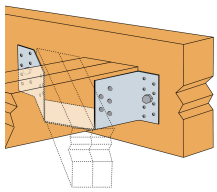

ET301 - Timber Installation

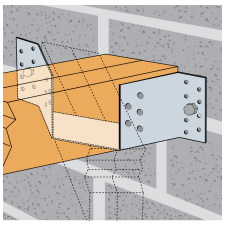

ET301 - Masonry Installation

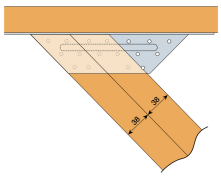

ET301 - Plan View

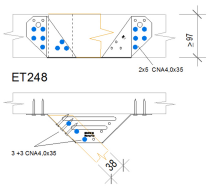

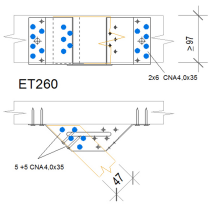

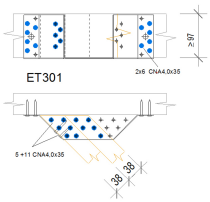

ZAC des Quatre Chemins - 85400 Sainte Gemme la Plaine - France
tél : +33 2 51 28 44 00
fax : +33 2 51 28 44 01
Copyright by Simpson Strong-Tie®
As informações contidas neste site são propriedade de Simpson Strong-Tie®

São apenas válidas se associadas aos produtos comercializados pela Simpson Strong-